

CHROME WIRE SHELVING



Features:

- Chrome plated
- Four adjustable wire shelves with four 74" high posts
- Numbered posts for easy assembly
- Tapered split sleeves
- Adjustable feet

14" WIDE SHELVES


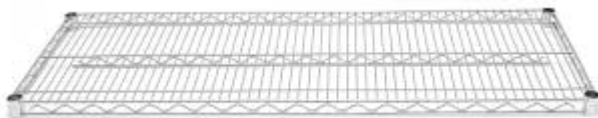
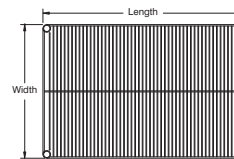
Model	Approx. Wt.	Shelf L x W
ECC-1436RE	64 lbs.	36"x14"
ECC-1448RE	75 lbs.	48"x14"
ECC-1460RE	93 lbs.	60"x14"
ECC-1472RE	107 lbs.	72"x14"

18" WIDE SHELVES

Model	Approx. Wt.	Shelf L x W
ECC-1836RE	68 lbs.	36"x18"
ECC-1848RE	81 lbs.	48"x18"
ECC-1860RE	99 lbs.	60"x18"
ECC-1872RE	115 lbs.	72"x18"

24" WIDE SHELVES

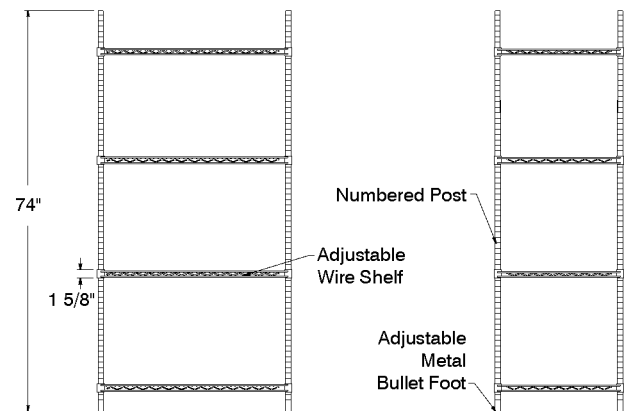
Model	Approx. Wt.	Shelf L x W
ECC-2436RE	75 lbs.	36"x24"
ECC-2448RE	89 lbs.	48"x24"
ECC-2460RE	111 lbs.	60"x24"
ECC-2472RE	127 lbs.	72"x24"



Numbered Posts



Tapered Split Sleeve



Professional Stainless Steel Products For Your Home

Toll Free Phone: 866-799-0106 • Toll Free Fax: 866-799-0249

www.alinebyadvancetabco.com